

#### DESCRIPTION

The GLF73912 is an IqSmart™ ultra-efficient, full battery protection IC with an accurate over charge voltage, over discharge voltage, over charge current, and short circuit protection for lithium-Ion/Polymer battery safety.

The over charge and discharge voltage protections keep a rechargeable battery working within the desired safe operating condition. When the battery is charged past the over voltage detection level, the GLF73912 charging switch opens in a preset delay time. As the battery voltage decreases below the over discharge detection voltage level, the GLF73912 discharging switch is turned off immediately to cut off the battery power rail, consuming an ultra-low leakage current ( $I_{SD}$ ) to save the battery. In addition, when the load current reaches the  $I_{SC}$  short circuit protection level, the GLF73912 is turned off and will maintain the off state to avoid any serious damage to system. The short circuit delay time avoids any false trigger which might open the switch.

When a charged battery cell is connected the GLF73912 remains in the off state and consumes an ultra-low leakage current ( $I_{SD}$ ) until the  $V_{ON}$  voltage is applied to VOUT pin. Note that the GLF73912 is activated only by a  $V_{ON}$  voltage from a charger output.

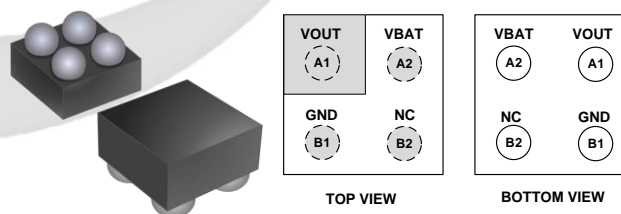
#### FEATURES

- Over Charge Detection,  $V_{OC} : 4.35 V_{BAT}$
- Over Discharge Detection,  $V_{OD} : 2.80 V_{BAT}$
- $I_{OC}$ , Over Charge Current Detection
- Load Short Circuit Protection with Delay Time to avoid a false trigger
- Activated by Applying  $V_{ON}$  to the VOUT Pin from Charger
- 1.5 A Continuous Charging Current Capability from VOUT to VBAT Pin
- Low  $R_{ON} : 57 m\Omega$  Typ. @  $3.6 V_{BAT}$
- Quiescent Current,  $I_Q = 900 nA$  Typ. @  $3.6 V_{BAT}$
- Shutdown Current
  - $I_{SD} = 7 nA$  Typ. @  $V_{BAT} < V_{OD}$
- Latch-off at Over Discharge Detection and Short Circuit Protection. Apply  $V_{ON}$  to VOUT pin to turn on
- 0 V Battery Minimum Voltage for Charging
- Reverse Polarity Connection Protection
- Patent Pending Circuit Architecture
- HBM : 8 kV, CDM : 2 kV
- 0.97 mm x 0.97 mm x 0.55 mm Chip Scale Package  
4 Bumps, 0.5 mm Pitch

#### APPLICATIONS

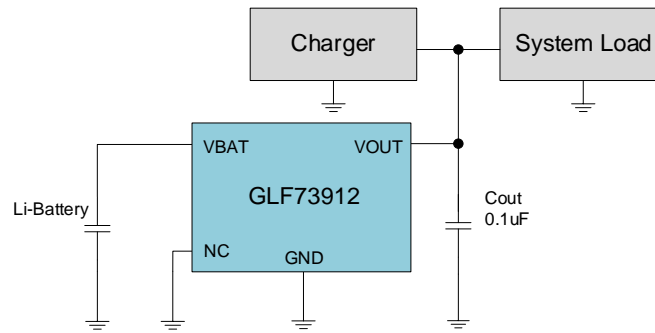
- BLE Wireless Earphone
- Wearables and Smart IoT Devices

#### PACKAGE

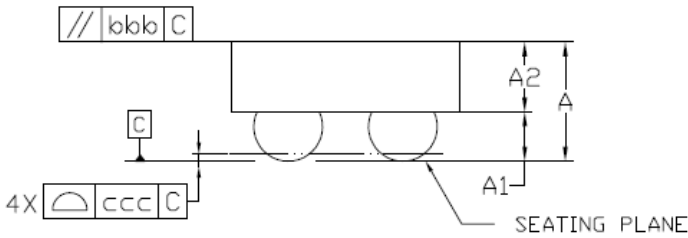
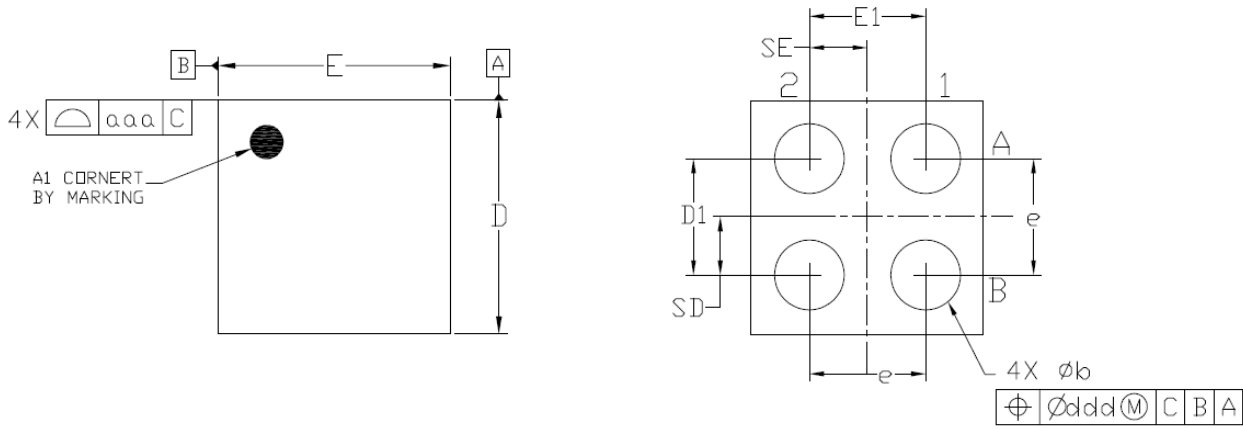


0.97 mm x 0.97 mm x 0.55 mm WLCSP

**APPLICATION DIAGRAM**



**PACKAGE OUTLINE**



Dimensional Ref.			
REF.	Min.	Nom.	Max.
A	0.500	0.550	0.600
A1	0.225	0.250	0.275
A2	0.275	0.300	0.325
D	0.960	0.970	0.985
E	0.960	0.970	0.985
D1	0.450	0.500	0.550
E1	0.450	0.500	0.550
b	0.260	0.310	0.360
e	0.500 BSC		
SD	0.250 BSC		
SE	0.250 BSC		
Tol. of Form&Position			
aaa	0.10		
bbb	0.10		
ccc	0.05		
ddd	0.05		

Notes

1. ALL DIMENSIONS ARE IN MILLIMETERS (ANGLES IN DEGREES).
2. DIMENSIONING AND TOLERANCING PER ANSI Y14.5M-1994.